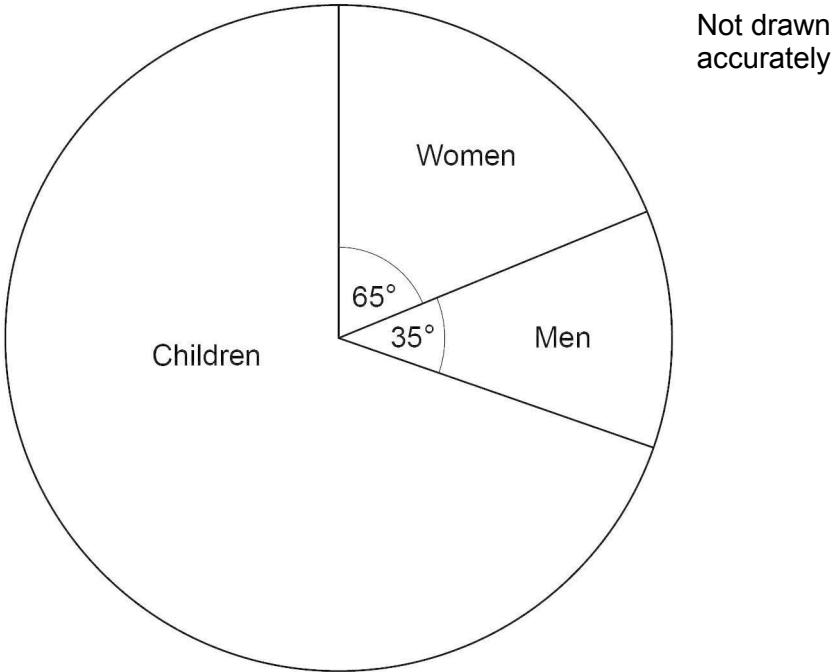


1

The pie chart shows information about people at a theme park.



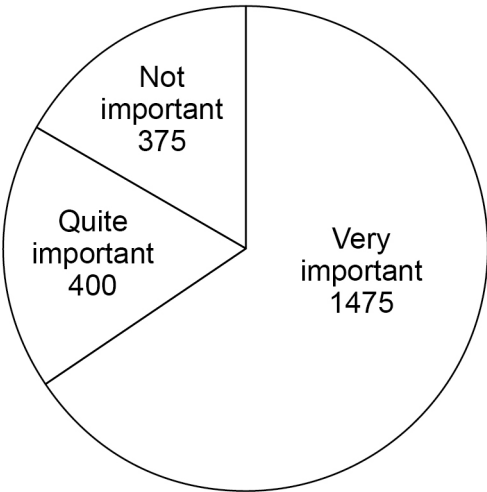
There were 450 **more** women than men.

Work out the number of children.

[3 marks]

Answer _____

2 A survey was held in a football stadium.
A sample of the crowd was asked about the importance of a family area.
The pie chart represents the answers.



2 (a) The total number of people in the crowd was 29 250
Estimate how many people in the crowd think that a family area is **very important**.
Assume that the sample is representative of the crowd.

[3 marks]

Answer _____

2 (b)

In fact,

50% of the **sample** were sitting in the family area10% of the **crowd** were sitting in the family area.

What is this likely to mean about the actual number of people in the crowd who think that a family area is very important?

Tick **one** box.**[1 mark]**☐

It is larger than the answer to part (a)

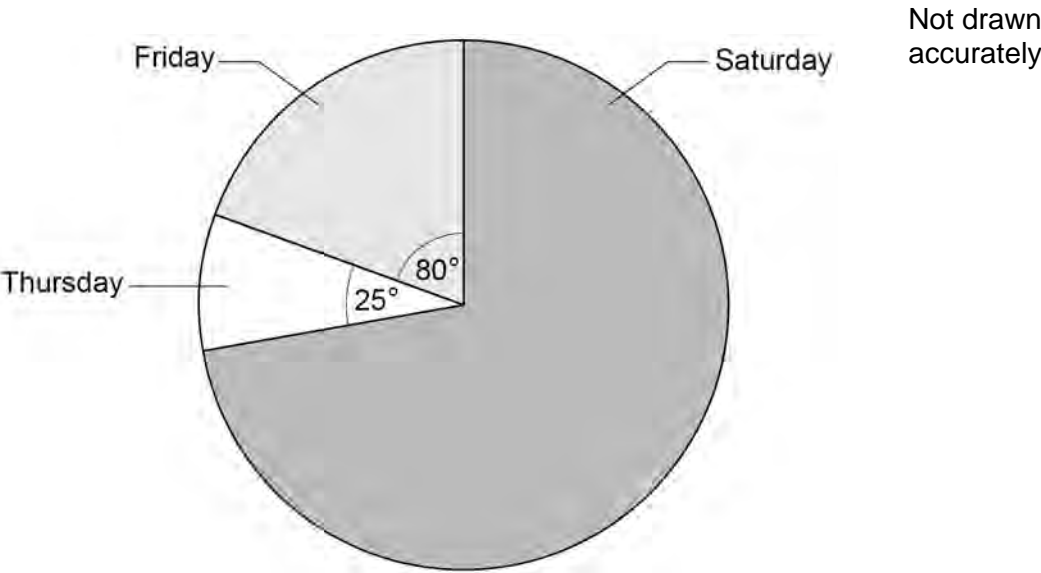
☐

It is the same as the answer to part (a)

☐

It is lower than the answer to part (a)

3 The pie chart shows information about people at a fair during three days.



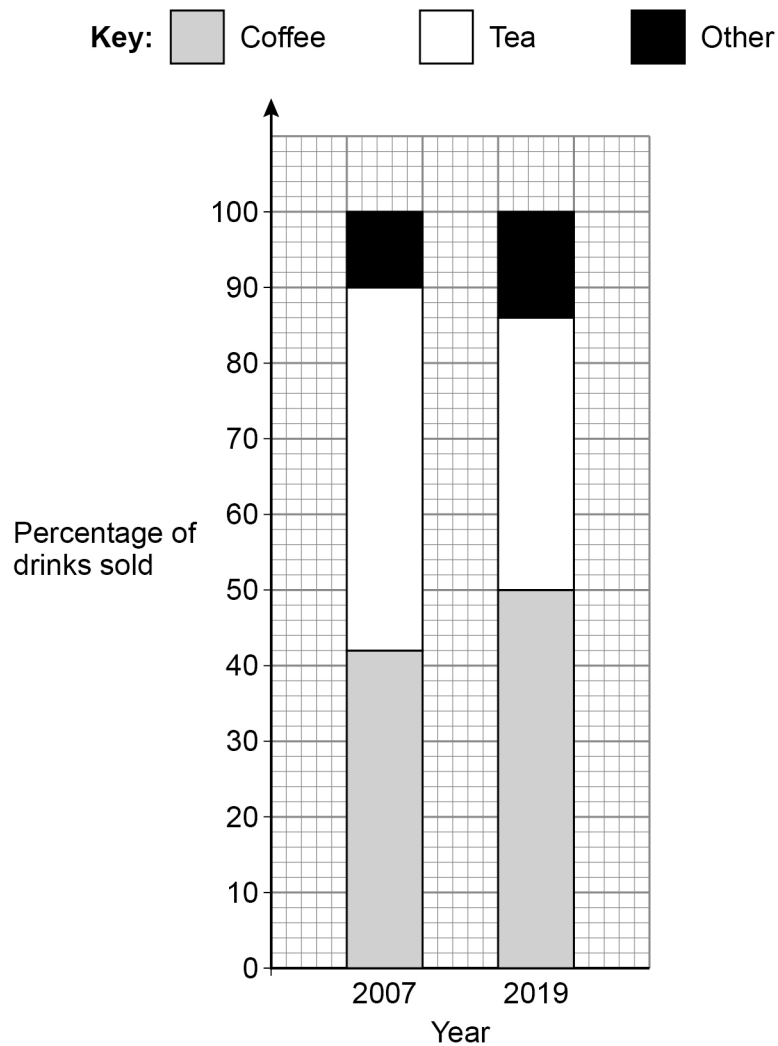
There were 132 **more** people on Friday than on Thursday.

Work out the number of people on Saturday.

[3 marks]

Answer _____

- 4 The composite bar chart shows information about the **percentage** of drinks sold by a café in 2007 and 2019



- 4 (a) In 2007 the café sold a total of 24 000 drinks.

How many **more** teas than coffees were sold?

[2 marks]

Answer _____

4 (b)

Were more coffees sold at the café in 2019 than in 2007 ?

Tick a box.

☐

Yes

☐

No

☐

Cannot tell

Give a reason for your answer.

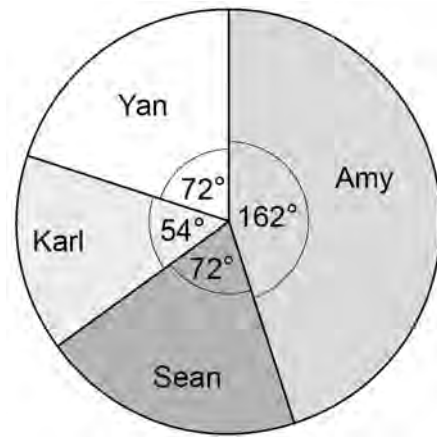
[1 mark]

5 Four people are taking part in a television talent show.

Here are Amy's marks from the 6 judges.

8	9	9	6	9	10
---	---	---	---	---	----

The pie chart represents the phone vote.



Amy's total score is found by

$$4 \times \text{the mean of her marks} \\ + \\ \text{her percentage of the phone vote}$$

Work out Amy's total score.

[4 marks]

Answer _____